

Module Interfaces (IMS-PSTN(ISUP) Call; Megaco/H.248 Signaling; IMS Caller Initiated Call Release)

Calling UE


IMS Core Network

PSTN Interface


EventStudio System Designer 6

This call flow describes the call setup from one IMS subscriber to ISUP PSTN termination. The call is routed via the BGCF (Border Gateway Control Function) to the MGCF (Media Gateway Control Function). The MGCF uses one context with two terminations in IM-MGW (Media Gateway). The termination RTP1 is used towards IMS Core network subsystem entity and the bearer termination TDM1 is used for bearer towards PSTN CS network element.

This sequence diagram was generated with EventStudio System Designer (<http://www.EventHelix.com/EventStudio>).



Module Interfaces (IMS-PSTN(ISUP) Call; Megaco/H.248 Signaling; IMS Caller Initiated Call Release)



Module Interfaces (IMS-PSTN(ISUP) Call; Megaco/H.248 Signaling; IMS Caller Initiated Call Release)

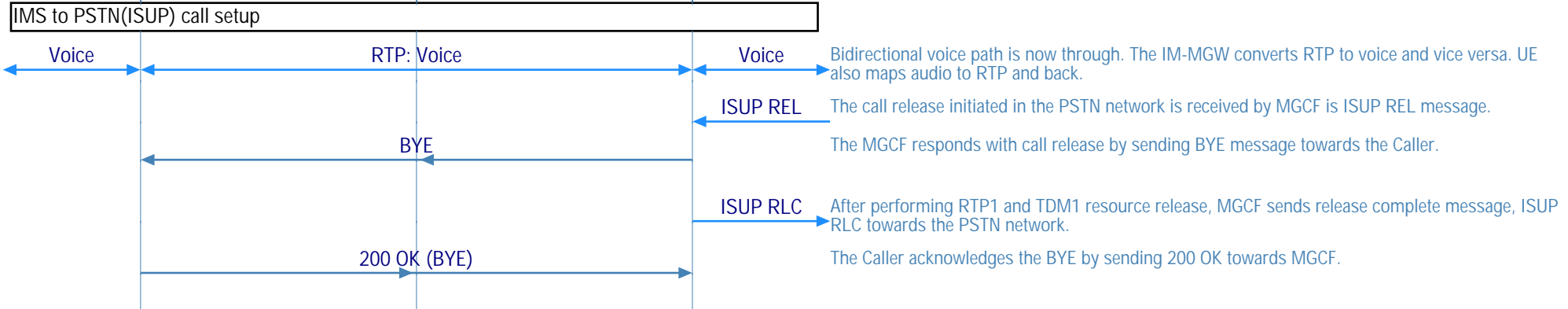


This sequence diagram was generated with EventStudio System Designer (<http://www.EventHelix.com/EventStudio>).

Module Interfaces (Called PSTN Subscriber Initiates Release)			
Calling UE	IMS Core Network	PSTN Interface	EventStudio System Designer 6

This call flow describes the call setup from one IMS subscriber to ISUP PSTN termination. The call is routed via the BGCF (Border Gateway Control Function) to the MGCF (Media Gateway Control Function). The MGCF uses one context with two terminations in IM-MGW (Media Gateway). The termination RTP1 is used towards IMS Core network subsystem entity and the bearer termination TDM1 is used for bearer towards PSTN CS network element.

This sequence diagram was generated with EventStudio System Designer (<http://www.EventHelix.com/EventStudio>).

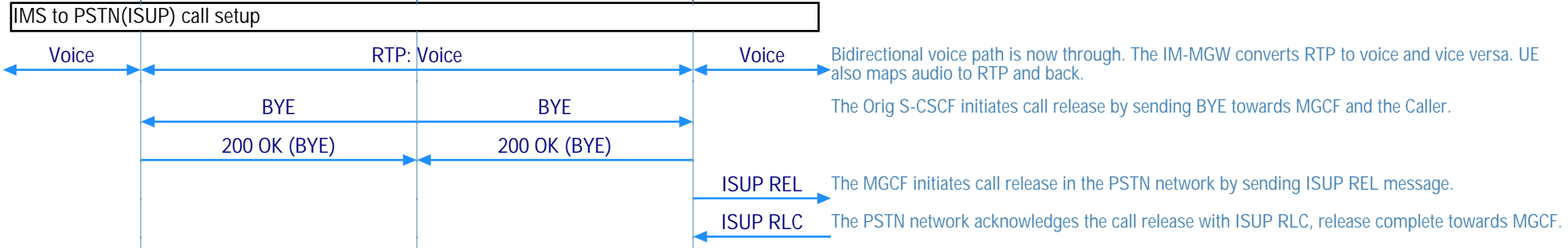


This sequence diagram was generated with EventStudio System Designer (<http://www.EventHelix.com/EventStudio>).

Module Interfaces (IMS Network Initiates Call Release)			
Calling UE	IMS Core Network	PSTN Interface	EventStudio System Designer 6

This call flow describes the call setup from one IMS subscriber to ISUP PSTN termination. The call is routed via the BGCF (Border Gateway Control Function) to the MGCF (Media Gateway Control Function). The MGCF uses one context with two terminations in IM-MGW (Media Gateway). The termination RTP1 is used towards IMS Core network subsystem entity and the bearer termination TDM1 is used for bearer towards PSTN CS network element.

This sequence diagram was generated with EventStudio System Designer (<http://www.EventHelix.com/EventStudio>).

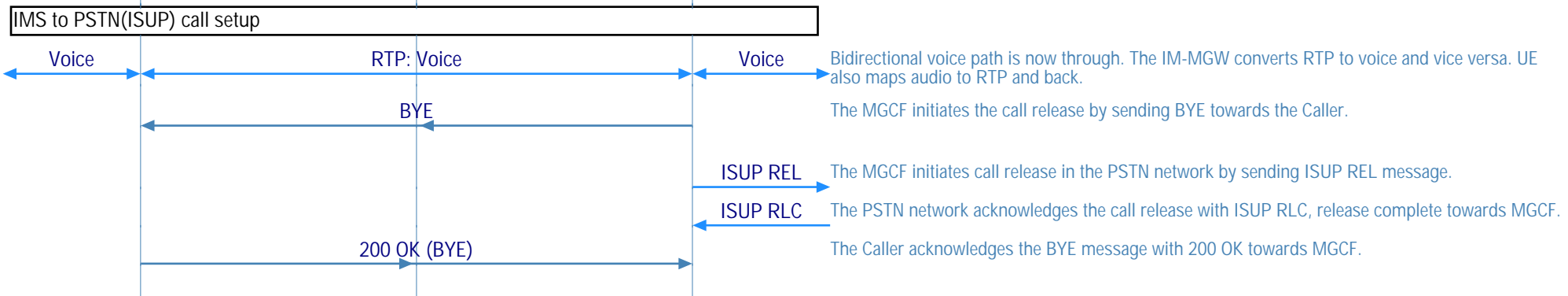


This sequence diagram was generated with EventStudio System Designer (<http://www.EventHelix.com/EventStudio>).

Module Interfaces (MGCF Initiated Call Release)			
Calling UE	IMS Core Network	PSTN Interface	EventStudio System Designer 6

This call flow describes the call setup from one IMS subscriber to ISUP PSTN termination. The call is routed via the BGCF (Border Gateway Control Function) to the MGCF (Media Gateway Control Function). The MGCF uses one context with two terminations in IM-MGW (Media Gateway). The termination RTP1 is used towards IMS Core network subsystem entity and the bearer termination TDM1 is used for bearer towards PSTN CS network element.

This sequence diagram was generated with EventStudio System Designer (<http://www.EventHelix.com/EventStudio>).



This sequence diagram was generated with EventStudio System Designer (<http://www.EventHelix.com/EventStudio>).